

BERT | FRANK

COLT SINGLE PENDANT LIGHT

Specification Sheet

Description:

The Single Colt Pendant is a heavyweight machined brass shade with a slotted diffuser giving it a sophisticated take on industrial design. This extremely versatile pendant uses an integral LED light source to emit a practical yet pleasing light output.

Light Source:

- 1x LED Module = 15.5W 24V 2700K
- **UK** - 1x LED **Integrated** driver = 20W 24V constant voltage / dimming capable
- **US** - 1x LED **External** driver = 20W 24V constant voltage / dimming options available

Voltage:

- UK/EU - 230V
- US - 110V

Metal Finish:

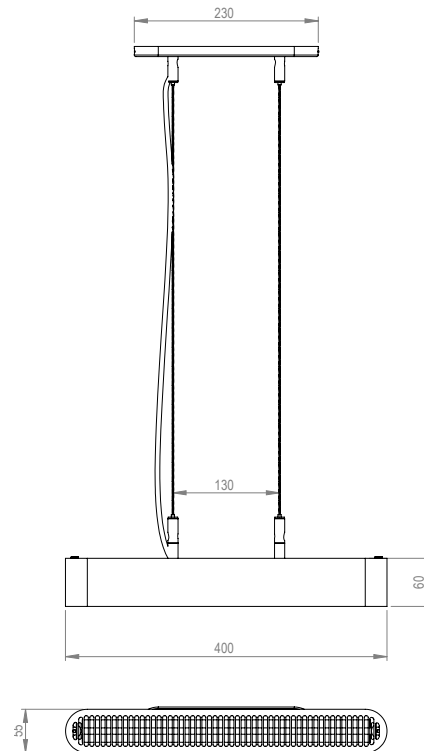
- Brass lacquered as standard

Weight:

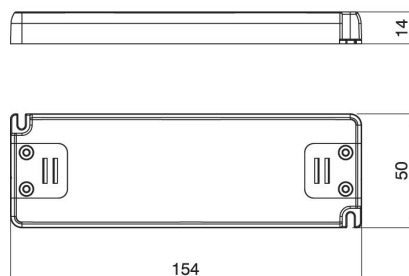
- 4.5kg

Suspension Options:


- Brass drop rods - made to specified length
- Steel suspension cables as standard 2m adjustable on site.



External Driver Dimension



Bert|Frank CLP/CLPS/CLWL/CLWLD/CLTL

 This luminaire contains built-in LED lamps.

A++
A+
A
B
C
D
E

LED

The lamps in this luminaire can be changed with custom LED from manufacturer

874/2012 