



DESCRIZIONE TECNICA / TECHNICAL DESCRIPTION

DALTON ACCENT TABLE CTR (18) - SIDE TABLE CTR (21)

PIANI Legno e specchio in vetro color bronzo abbinato ad anelli metallici con finitura Rubbed Brass

Versione alternativa con specchio in vetro color fumé abbinato ad anelli metallici con finitura cromo

GAMBE Legno rivestito in pelle Supreme 361 Nutmeg abbinata ai dettagli con finitura Rubbed Brass

Versione alternativa in legno rivestito in pelle Supreme 357 Coal Stone abbinata ai dettagli metallici con finitura cromo

Cuciture su pelle con filo a contrasto

DALTON COCKTAIL TABLE E NESTING END TABLES CTR (13) - CTR (22)

STRUTTURA Legno rivestito in pelle Supreme 361 Nutmeg

Mostrine frontali in legno impiallacciato Medium Mahogany con finitura semilucida

ZOCCOLO Metallo finitura Rubbed Brass

DALTON ACCENT TABLE CTR (18) - SIDE TABLE CTR (21)

TOP Wood and glass mirror in bronze colour matched with metal rings in Rubbed Brass finishing

Alternative version with glass mirror in smoke grey colour matched with metal rings in chrome finishing

LEGS Wood covered in leather Supreme 361 Nutmeg matched details in Rubbed Brass finishing

Wood covered in leather Supreme 357 Coal Stone matched with details in chrome finishing

Leather with contrast stitching

DALTON COCKTAIL TABLE AND NESTING END TABLES CTR (13) - CTR (22)

FRAME Wood covered in leather Supreme 361 Nutmeg

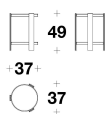
Frontal details in wood veneered Medium Mahogany with semi-glossy finishing

BASE Metal with Rubbed Brass finishing

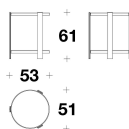


RALPH LAUREN HOME
living / coffee tables & side tables
DALTON

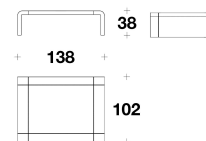
RALPH LAUREN
 HOME



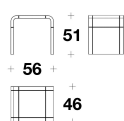
CTR (18)
 COFFEE TABLE / ACCENT TABLE
 Ø 37x49H.cm
 Ø 14 2/4x19 1/4H."



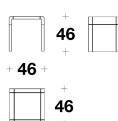
CTR (21)
 SIDE TABLE
 53x51x61H.cm
 21x20x24H."



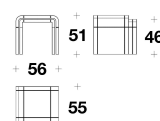
CTR (13)
 COFFEE TABLE / COCKTAIL TABLE
 138x102x38H.cm
 54 1/3x40x15H."



CTR (22)
 SET DI COFFEE TABLES / NESTING
 END TABLES
 A) 56x46x51H. - B) 46x46x46H.- A+B)
 56x55x51H.cm
 A) 22x18x20H. - B) 18x18x18H.- A+B)
 22x21 2/3x20H."



CTR (22)
 SET DI COFFEE TABLES / NESTING
 END TABLES
 A) 56x46x51H. - B) 46x46x46H.- A+B)
 56x55x51H.cm
 A) 22x18x20H. - B) 18x18x18H.- A+B)
 22x21 2/3x20H."



CTR (22)
 SET DI COFFEE TABLES / NESTING
 END TABLES
 A) 56x46x51H. - B) 46x46x46H.- A+B)
 56x55x51H.cm
 A) 22x18x20H. - B) 18x18x18H.- A+B)
 22x21 2/3x20H."

Note