

TRENZSEATER



RIVIERA

050	OTTOMAN: L 1020mm/ D 1020mm/ H 400mm
101	CHAIR, ARMLESS: L 850mm/ D 1020mm/ H 850mm
110	CHAIR, 1 ARM: L 1020mm/ D 1020mm/ H 850mm
200	2 SEATER: L 1700mm/ D 1020mm/ H 850mm (2 Seats, 2 Backs)
202	2.5 SEATER, ARMLESS: L 1700mm/ D 1020mm/ H 850mm
215	2.5 SEATER, 1 ARM: L 1850mm/ D 1020mm/ H 850mm (2 Seats, 2 Backs)
250	2.5 SEATER, 2 ARMS: L 2000mm/ D 1020mm/ H 850mm (2 Seats, 2 Backs)
300	3 SEATER: L 2300mm/ D 1020mm/ H 850mm (2 Seats, 2 Backs)
303	3 SEATER, ARMLESS: L 2550mm/ D 1020mm/ H 850mm (3 Seats, 3 Backs)
310	3 SEATER, 1 ARM: L 2700mm/ D 1020mm/ H 850mm (3 Seats, 3 Backs)
350	3.5 SEATER: L 2600mm/ D 1020mm/ H 850mm (2 Seats, 2 Backs)
	SIDE ARM CUSHION


TECHNICAL INFORMATION

STRUCTURE	Kiln-dried southland beech, corner blocked with plywood, covered with a polyurethane padding. 12 YEAR FRAME WARRANTY.
SUSPENSION	Elastic sprung suspension system. 12 YEAR SUSPENSION WARRANTY.
FOAM	Dunlop Elephant Foams have been manufactured by an environmentally responsible manufacturer in New Zealand to exacting standards providing superior durability and performance. Dunlop Elephant & Luxura Foams have a limited warranty of 10 years. Ultra-Fresh treated to protect against mold & mildew for a healthier home environment.
Seat	Luxury Elephant foam core with a feather and silicon fibre wrap and a feather proof liner.
Back	Feather and silicone fibre mix, with feather proof liner. Reversible (fabric only) + zipped cushions.
OPTIONAL	Foam core with Memory foam topper on the seat cushions
FEET	Timber feet (pictured), other metal feet available upon request.
COVER	Made to order in glove soft leathers from the finest tanneries throughout the world or a compelling global



TRENZSEATER

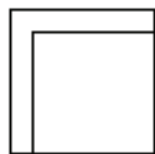
RIVIERA SOFA DRAWINGS



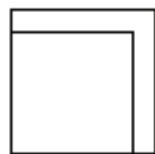
050



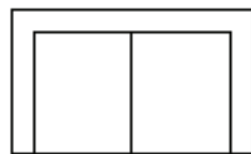
101



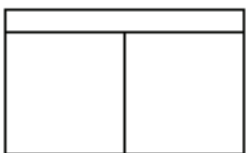
110L



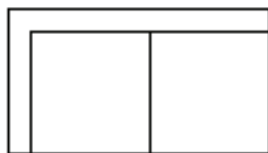
110R




200




202



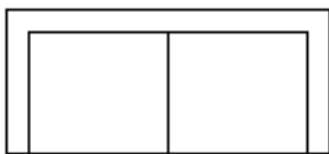
215L



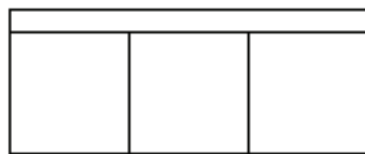
215R



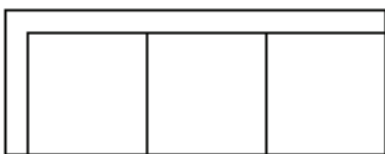
250



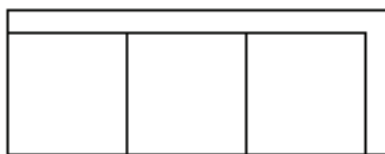
300



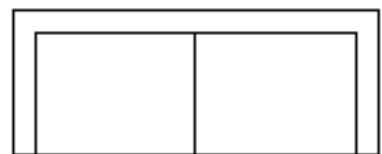
303



310L



310R



350

SCALE 1:50

