

BERT | FRANK

BRACE WALL LIGHT

Specification Sheet

Description:

An elegant veined alabaster shade is pierced by a brace of turned brass bobbins providing an ambient glow through the alabaster and a warm wash of light across the wall. The combination of brushed brass and the honed alabaster offer a contemporary feel with a nod to traditional materials.

Light Source:

- Large = 16W 12V IP rated LED w. Driver
- Small = 10W 12V IP rated LED w. Driver

Voltage:

- UK/EU - 230V INTEGRAL Mains Dimmable Driver
- US - 110V INTEGRAL Mains Dimmable Driver

Material Finish:

- Brass lacquered as standard
- Brass or Nickel Metalwork
- Alabaster Stone Facade

Weight:

- Large = 4.6kg
- Small = 2.5kg

IP Rating:

- IP44
- Supplied with IP rated connections.
- Correct installation of fixture in a wet area is the responsibility of the installer.



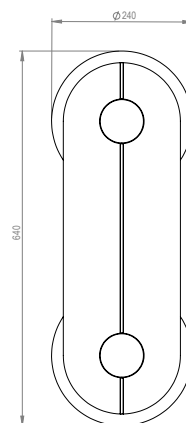
Large




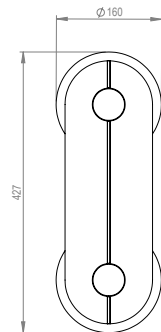
Small



Large



Small

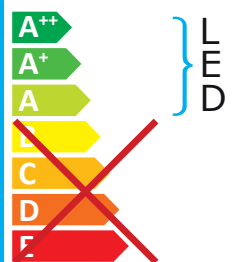


Bert | Frank

BRWL



This luminaire contains built-in LED lamps.



The lamps in this luminaire can be changed with custom LED from manufacturer

874/2012

