



LYRA

ROLS







Coconut Oat



Oat Nut



Griffin Linen



Iron Linen

**TECHNICAL INFORMATION:**

MANUFACTURING METHOD  
Wilton Flatwoven

PILE SURFACE  
Loop (flat weave)

PILE COMPOSITION  
100% Outdoor Recycled PET

TOTAL CARPET WEIGHT  
± 3.000 g/m<sup>2</sup>

TOTAL CARPET THICKNESS  
± 4,0 mm


BACKING  
P.P. & Latex

COUNTRY OF ORIGIN  
Spain

MANUFACTURING WIDTH  
± 4,00 m

SUITABILITY  
Indoor / Outdoor

LEED®  
Lyra cumple con los estándares para edificios con certificación LEED (EQC 4.3)



**PRODUCT SPECIFIC INFORMATION:**

**Colour, pattern and textural batch matching:** Slight differences will exist between different production batches and dyelots. Where a precise match is required, we recommend a stock cutting from the current material batch is requested before order placement.

**Seaming and Joins in Flatweave Structures:** The cutting and seaming together of a flatweave is a precise and time consuming process with the resulting join likely to be variable in appearance. The durability of seams cannot be guaranteed in multi-width installations. For this reason we do not recommend either side to side or end to end joins in our flatweave structures.

**Installation on Stairs:** The stair nosing is a point of high friction and stair carpets must be installed in conjunction with a high quality heavy use underlay that covers the tread, nosing and riser. Other important points regarding installation on stairs are available to download in the product specific characteristics sheet.

**All product specific characteristics, installation & maintenance:** For installation guidelines (wall-to-wall), specific information and maintenance please visit [www.rolscarpets.com](http://www.rolscarpets.com) to download our product specific Quick Fit Guides and our Carpet Care and Maintenance booklet.

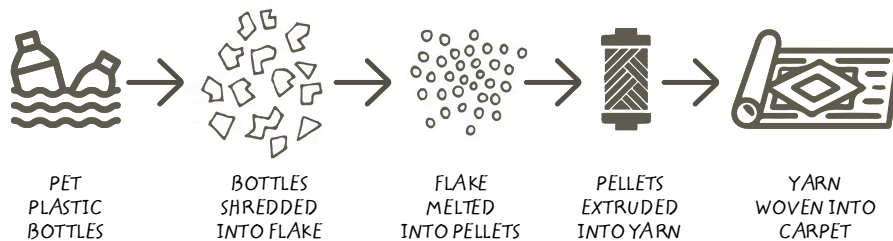




## MADE WITH RECYCLED PLASTIC BOTTLES: SUSTAINABLE CARPET FOR OUTDOOR LIVING

- **Environmentally friendly:** Billions of plastic bottles go into landfills every year, taking up to 700 years for just one plastic bottle to break down. As plastic decays, it can give off chemicals that get into our water and air and can make people, plants, and animals sick... At Moquetas Rols we want to do our bit in giving back to the planet and recycled PET plastic bottles make up the main raw materials from our Maya carpet range providing a new life to recycled materials.
- **Suitable for indoor/outdoor use:** Our Maya collection has the durability and versatility required of indoor/outdoor use without sacrificing beauty in its design. Our rugs are made from water-resistant yarns and comply with the tests of UV resistance and abrasiveness to ensure optimal performance in all seasons, making Maya the perfect choice to enhance the function of outdoor areas.
- **Easy cleaning:** Made with a highly engineered recycled PET yarn, Maya offers superior performance and it is very easy to look after without the need for specialist cleaning products, even bleach cleanable for the most difficult stains.
- **Natural appearance:** Maya carpets & rugs combine technology and craftsmanship, drawing inspiration from traditional sisal and seagrass flatwoven rugs and reproducing the visual texture of these natural fibres, but additionally our carpets are soft to the touch, long-lasting and very easy to maintain.

### The Process:



### GIVING NEW LIFE TO OVER 130 BOTTLES PER M<sup>2</sup> OF CARPET

Compared to making what's called virgin PES carpet, our Maya offsets using new petroleum, emitting fewer greenhouse gases and conserving water and energy in the process. Just one square meter of Maya can contain over 130 recycled plastic bottles of 33 cl.



**Tolerances:** All product specifications are subject to recognised manufacturing tolerances.

**Sizing:** All carpets are supplied subject to a tolerance of +/-1.25% in length and width.

**Technical Developments:** The Company reserves the right to modify individual or multiple components of the carpet specification, without notice, where performance is not affected, to give the customer the advantage of the latest technical developments.

**Colour, pattern and textural batch matching:** Slight differences will exist between different production batches and dyelots. Where a precise match is required, we recommend a stock cutting from the current material batch is requested before order placement.

**Colour appearance:** Different light sources can alter the perception and appearance of a colour. It is recommended to view a sample at the final location under actual light conditions prior to making the carpet selection. All our colours are matched to light code D65 (6500K). This is an important consideration when carpets are viewed under different light sources.

**Colour fastness to light:** The fibers of this carpet make this collection suitable for indoor/outdoor use. Nevertheless, carpet will lose colour if exposed to sustained sunlight. Light colours have a lower light fastness to light than darker colours and the use of blinds or other window treatments will help to protect carpet from fade especially in areas where sunlight falls onto the carpet for extended periods of time. Colour fading is not considered a manufacturing defect.

**Colour Fastness to Shampoo:** Slight fading of colours over time is considered normal. It is important to use a PH neutral shampoo on our carpets. Some degree of colour fading due to cleaning is not considered a manufacturing defect.

**Surface appearance:** All quality carpets, whether made from natural or man-made fibres, will contain minor variances of texture within the pile surface. These small textural variations may be more noticeable under certain light sources. They are an inherent characteristic and are not considered a manufacturing defect.

**Long Tufts:** Occasionally you may find a random tuft that protrudes above the surface of your carpet. Do not pull it out. If the carpet is of a cut pile structure, using sharp scissors, carefully cut the long tuft level with the surrounding pile. If the carpet is of a loop pile structure, using a needle or similar pointed tool, push the base of the long tuft down into the backing materials. If in doubt, use a professional carpet cleaner to undertake the repair.

**Pulled loops:** We do not recommend this structure in installations where clawed pets (cats or dogs), are present as the loop pile in these carpets may be pulled by claws scratching or catching the pile surface.

**Pile crush & Tracking:** Through use and in time, the pile fibre of all carpets will flatten to a certain degree. This will be especially noticeable in areas of concentrated wear such as, but not limited to, principal walkways and stairs.

**Appearance Retention:** All carpets will change appearance over time primarily due to foot traffic. Matting of the carpet surface generally occurs as a result of pile flattening combined with the entanglement of fibres from different tufts, as the yarn loses elasticity and the twist profile changes. It is likely to occur in areas of concentrated use and will cause a loss of pattern definition.

**Pile Banding:** Carpet is stored in a roll form. In storage, the weight of the roll creates a downward pressure which can cause a slight crushing of the surface of the pile, which when unrolled can show as a light band across the width of the carpet. This characteristic is perfectly normal and will disappear in a few weeks after installation as the pile becomes conditioned to the local environment and is subjected to use and regular vacuuming.

**Static electricity:** When the atmosphere in a room is dry, static electricity can build up in the carpet. This may be counteracted by maintaining the environment at a higher level of humidity, either using a mechanical humidifier or with well-watered leafy indoor plants (remembering to position the pots into a non-permeable flat saucer). An antistatic spray can also be applied, but these should be used with care and should not come into contact with other surfaces within the interior scheme.

**Temporary Carpet Protection:** We do not recommend the use of temporary protective films containing a tackifier in conjunction with our carpet. If the carpet needs to be protected to allow temporary works (our recommendation would be to uplift the carpet until work is completed), use an adhesive free protective sheeting system with surface tape joints to avoid an adhesive residue being left on the carpet as this may create the conditions for accelerated soiling in the pile.

**Pattern Matching (Carpet Bowing and Skewing):** Moquetas Rols uses the best available techniques to minimise pattern distortion during manufacture. However, some distortion due to shrinkage or stretch during and after manufacture is unavoidable. Repeating patterns may not precisely match along the length or width of the carpet. Poor installation technique, incorrect roll handling and lack of time to acclimatise the product in situ can also contribute to issues with pattern matching and therefore we are unable to guarantee a perfect pattern match. The installation of patterned carpet requires more time and effort, which should be considered when costing any project. A skilled carpet layer will be able to obtain a close pattern match in most installations however some misalignment across the pattern or on the seam may still be visible. Any concerns with pattern matching should be discussed with your carpet supplier/installer prior to cutting and fitting the carpet.

**Seaming and Joins in Flatweave Structures:** The cutting and seaming together of a flatweave is a precise and time consuming process with the resulting join likely to be variable in appearance. The durability of seams cannot be guaranteed in multi-width installations. For this reason we do not recommend either side to side or end to end joins in our flatweave structures.

**Carpet Planning and Installation – Stairs:** Special consideration must be given to the installation of carpets on stairs. The profile of the stair treads and risers must meet minimum national regulations and we do not recommend carpet is installed on stairs where the tread is less than 250mm. The stair nosing should always be rounded to a minimum diameter of 25mm. The stair nosing is a point of high friction and to provide support to the carpet in an area of high traffic intensity stair carpets must be installed in conjunction with a high quality heavy use underlay that covers the tread, nosing and riser. All carpets are subject to some degree of bowing or skewing in the width. Bowing of up to 40mm over any single width of carpet should be considered as an acceptable tolerance.

**Installation & maintenance:** For installation guidelines (wall-to-wall) and maintenance information please visit [www.moquetasrols.com](http://www.moquetasrols.com) to download our product specific Quick Fit Guides and our Carpet Care and Maintenance booklet.

**Disclaimer:** All information provided above is given in good faith, however we make no representation or warranty of any kind, express or implied, regarding the accuracy, adequacy, validity, reliability, availability or completeness of information in this booklet or on our website. Under no circumstances shall we have any liability to you for loss or damage of any kind incurred as a result of the use of this information. Your reliance on this information is solely at your own risk.